

LED VAPOR TIGHT LIGHT

VAP-2FT-M25W | VAP-4FT-M50W | VAP-8FT-M100W

DESCRIPTION

LED Vapor tight light 2ft | 4ft | 8ft | Wattage Selectable | CCT Selectable | 125-130lm/W | 0-10V Dimming



CONSTRUCTION

LED Vapor Tight is manufactured of impact resistant plastic resins that are designed to keep moisture, dirt and dust out. To protect interior wires and components inside the fixture.

ELECTRICAL

Luminaire is built with the highest quality driver that is Universal Voltage(120V-277V), uses long lasting, highly-efficient LED packages.

OPTICAL SYSTEM

Designed to reduce glare and improve light distribution through precision formed.

DIMMING

Continuous dimming (0-10V) comes standard.

LISTING

ETL, DLC

WARRANTY

5 Years Limited Warranty, Rated for 50,000 hours (Refer to your warranty documentation for more information.)

FEATURES

Size	2FT / 4FT / 8FT
5Wattage	M25W / M50W / M100W
5CCT	3500K/4000K/5000K/ 5700K/6500K (Selectable)
Efficiency	125-130lm/W
Lumens	1500-12500lm
Beam Angle	120°
Input Voltage	120-277V AC
Frequency Range	50/60Hz
CRI	>80
PF	>0.9
THD	<=20%
Dimming	0-10V DC
IP Rate	IP65
Lifetime	50,000 hours
Operating Temperature	-4°F to 113°F (-20°C to 45°C)

LED VAPOR TIGHT LIGHT

VAP-2FT-M25W | VAP-4FT-M50W | VAP-8FT-M100W

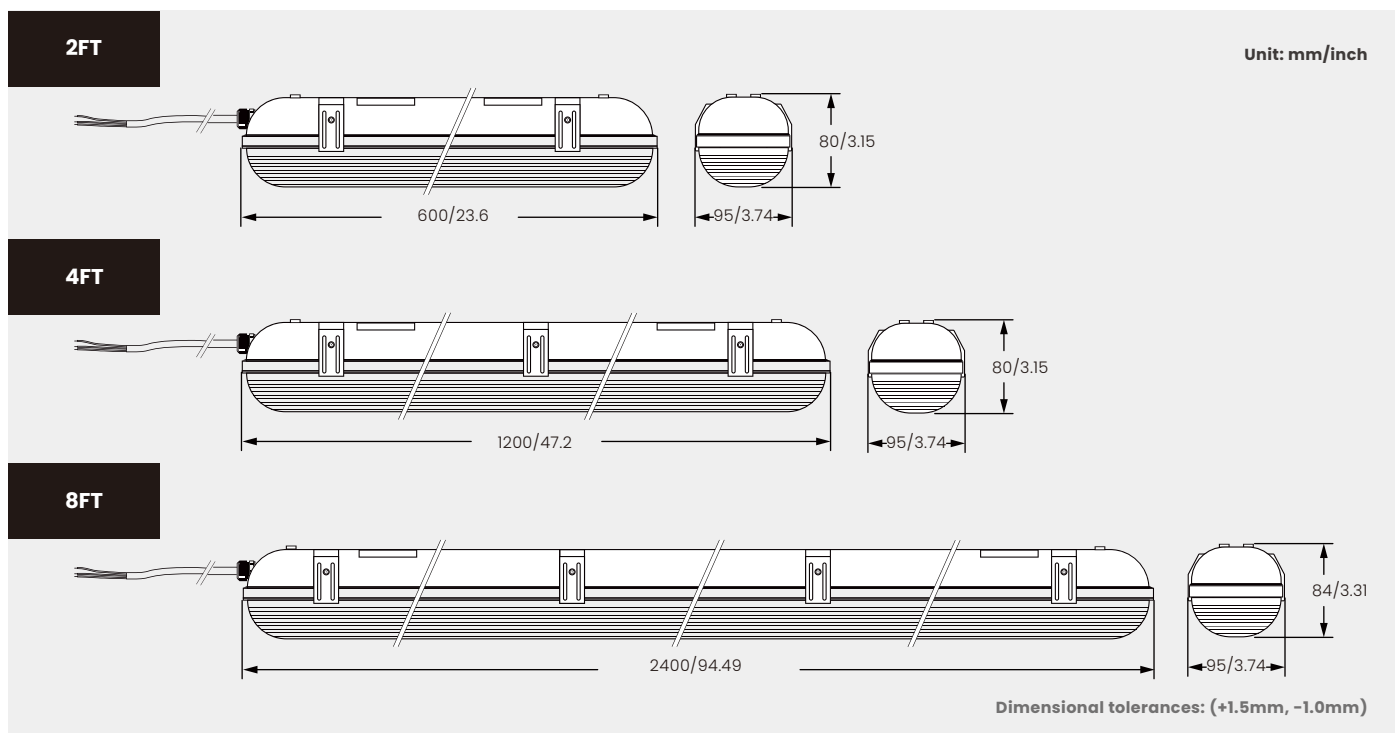
ORDERING INFORMATION

Model	Size	Wattage	Voltage	Lumens	Efficacy	CCT	Dimming	Certifications
VAP-2FT-M25W-CCT	2FT	12W, 15W, 18W, 22W, 25W (Selectable)	120-277V	1560lm, 1950lm, 2340lm, 2860lm, 3250lm	125-130lm/W	3500K, 4000K, 5000K, 5700K, 6500K (Selectable)	0-10V	ETL
VAP-4FT-M50W-CCT	4FT	25W, 30W, 35W, 40W, 50W (Selectable)	120-277V	3250lm, 3750lm, 4375lm, 5000lm, 6250lm	125-130lm/W	3500K, 4000K, 5000K, 5700K, 6500K (Selectable)	0-10V	ETL/DLC
VAP-8FT-M100W-CCT	8FT	50W, 60W, 70W, 80W, 100W (Selectable)	120-277V	6250lm, 7500lm, 8750lm, 10000lm, 12500lm	125-130lm/W	3500K, 4000K, 5000K, 5700K, 6500K (Selectable)	0-10V	ETL/DLC

WEIGHT INFORMATION

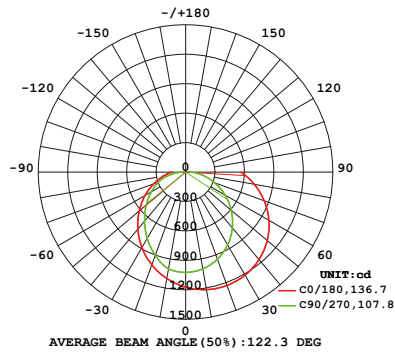
1 Piece-2FT	1 Piece-4FT	1 Piece-8FT
2.36 lbs.	4.1 lbs.	9.19 lbs.

PHYSICAL SPECIFICATIONS



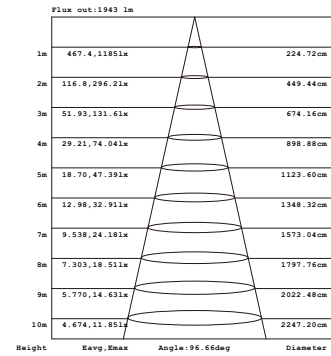
PHOTOMETRIC DATA

Polar Curve



2FT

Cone Chart



4FT

